Multiple District A

As of October 2026 Cumulative

Year	New Clubs	Dropped Clubs	Gain/ Loss Clubs	New Members	Charter Members	Reinstate Members	Transfer Members	Total Member Added	Total Members Dropped	Gain/ Loss Members
2022-2023	12	22	-10	1,576	423	95	139	2,233	2,164	69
2023-2024	4	9	-5	1,416	118	81	95	1,710	1,823	-113
2024-2025	7	8	-1	1,402	170	171	78	1,821	1,782	39
2025-2026	4	13	-9	1,375	102	221	109	1,807	1,963	-156
2026-2027	1	4	-3	329	22	52	47	450	441	9
Average	**6**	**11**	**-6**	**1,220**	**167**	**124**	**94**	**1,604**	**1,635**	**-30**

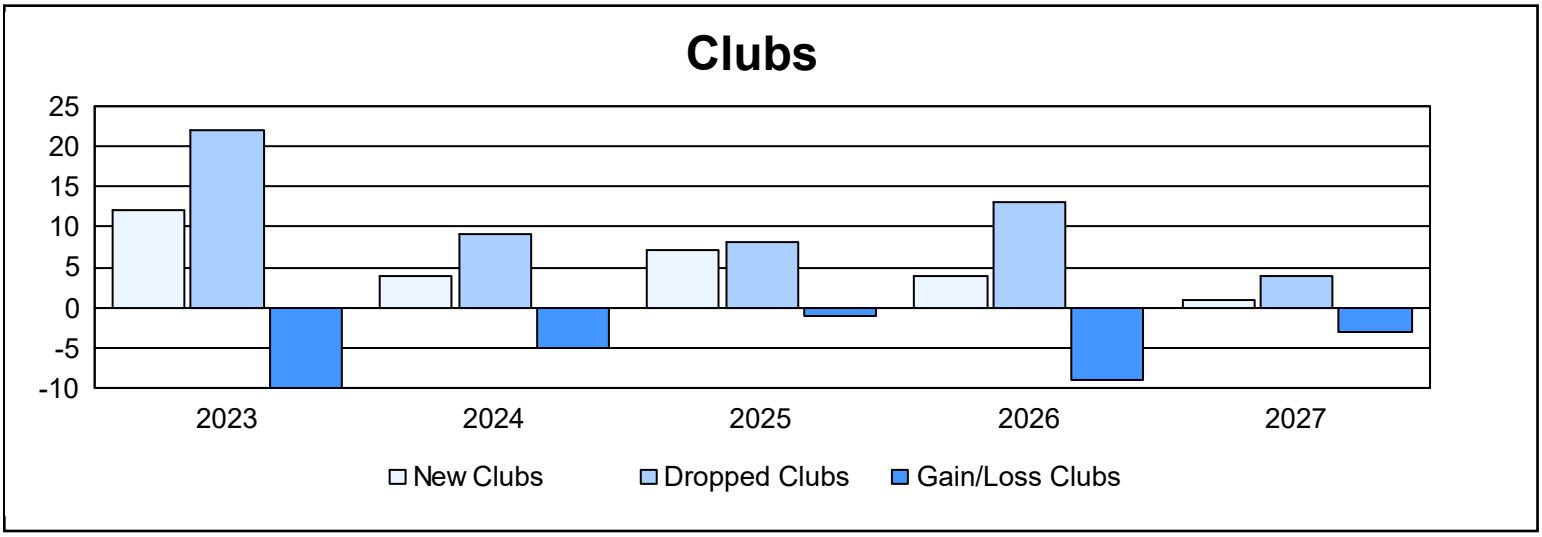

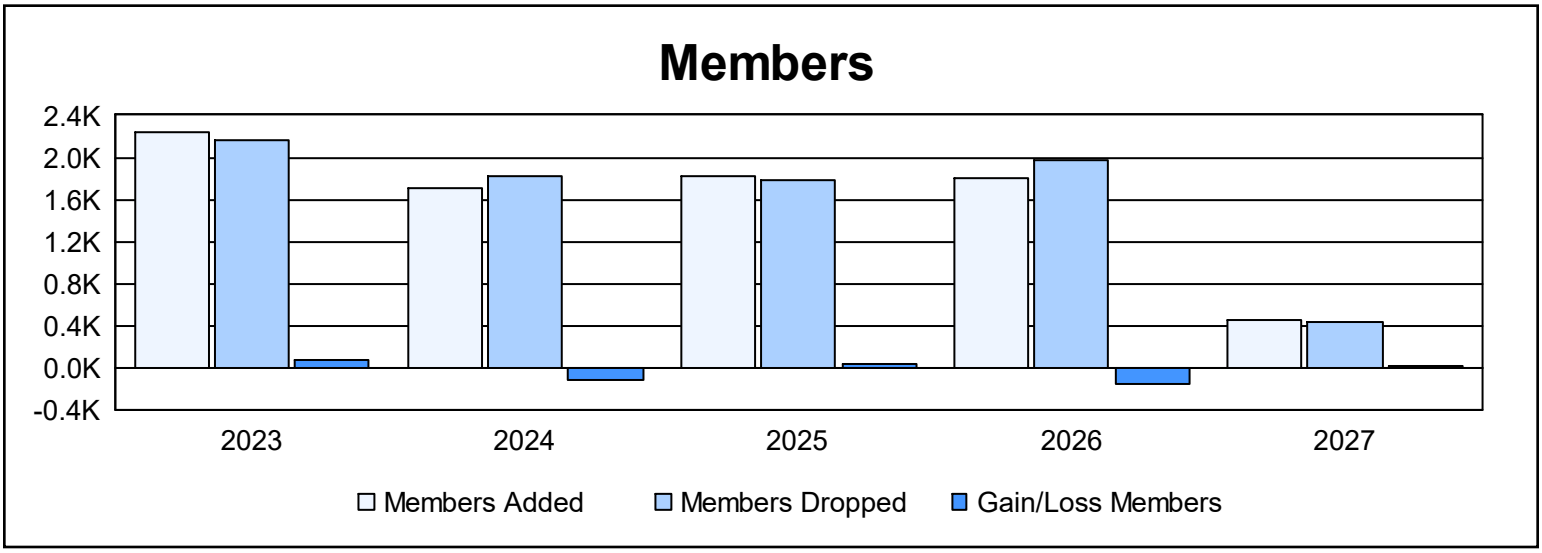

Membership Composition

October 2026 Cumulative

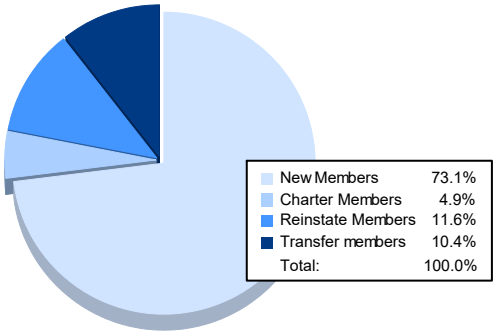

Gender Composition

October 2026 Cumulative

